

Product Name: ZX118LSHM-DS50 Samtec Breakout Adapter Rugged Hermaphroditic Razor Beam – Page 1 OF 3

Product Description: ZX118LSHM-DS50 is Samtec LSHM connector breakout adapter. ZX118LSHM-DS50 is designed for real-time electrical test & measurements, signal integrity , characterization, manufacturing loopback test applications.

ZX118LSHM-DS50 is breakout adapter, supporting Samtec LSHM Rugged Hermaphroditic Razor Beam 0.5mm (0.02") pitch connectors, providing full access to all LSHM connector signals from both sides of the PCB for purpose of test & measurement. ZX118LSHM-DS50 designed configured where J1 pin 1 is connected to J2 pins. The ZX118LSHM-DS50 would be transparent when mated with Host & Target due to its design by swapping the J1 to J2 pin. Please see figures 2.1 and 2.2 on **page 2** for detailed pin to pin configuration.

- 1- Provides access to all Samtec LSHM signals via onboard Shunts. The Shunt are accessible on both sides of PCB for easy probe access.
- 2- Passthrough design where J1 pin 1 is connected to pin 2 of J2.
- 3- The shunts are standard 0402 SMD footprint package size.
- 4- Listed number adjacent to each Shunt would be in reference to the Host system's Samtec LSHM connector pin numbering.
- 5- All traces are 50 Ohms impedance controlled.
- 6- Four, 4, layers PCB design, inner layers are GND planes.
- 7- Accessible GND test point, The test point is connected to inner GND planes as well as the connector's shield.
- 8- Ease of interface with single channel and differential scope probes.
- 9- Reassign any signal by cutting the shunts' inner connecting trace and rewire.
- 10- The module is shipped with 12pc of probing wires – See package includes, ZX00BC2PH1

Electrical: Insertion loss > -3dB @6GHz
Trace impedance: 50 Ω
Operating Temperature: -55°C to +125°C
Samtec Connector:

Onboard Connector: LSHM-DH Shielded - 2 rows per 50 pins/row
Mates with: Any Samtec LSHM -DV -DH -RH formfactor Hermaphroditic connector
Pitch: 0.020" (0.50mm) pin to pin pitch
Plating: 10μ" (0.25μm)

Shunt: Package: Standard 0402 SMD package
ZX00BC2PH1 : 36AWG Bare copper wire to pin header

Application: Manufacturing test measurement & re-use, bringup, testing , debugging

Mates with : Samtec Rugged Hermaphroditic Razor Beam LSHM
Mates with any height & formfactor LSHM connector / cable assembly such as DV (Straight) DH (Right Angle) or RH (Reverse Right Angle).
LSHM-150-01-F-DV-A-S LSHM-150-01-L-DV-A-S
LSHM-150-01-F-DH-A-S LSHM-150-01-L-DH-A-S
LSHM-150-01-F-RH-A-S LSHM-150-01-L-RH-A-S

Access:
For signal measurements:
1- Recommendation: Use 36AWG solid copper wire with pin header,ZX00BC2PH1 or similar

For signal relocation:
1- Cut the inner connecting trace within any Shunt and reassign to new location.
2- Using 36AWG solid copper wire, make the required connections. See Signal Access & re-route, **Page 3**

Notice

ALL ZEBAX TECHNOLOGIES DESIGN SPECIFICATIONS, DRAWINGS, PUBLICATIONS, AND OTHER DOCUMENTS (TOGETHER AND SEPARATELY, "MATERIALS") ARE BEING PROVIDED "AS IS." ZEBAX MAKES NO WARRANTIES, EXPRESSED, IMPLIED, STATUTORY, OR OTHERWISE WITH RESPECT TO THE MATERIALS, AND EXPRESSLY DISCLAIMS ALL IMPLIED WARRANTIES OF NO INFRINGEMENT, MERCHANTABILITY, AND FITNESS FOR A PARTICULAR PURPOSE.

Information furnished is believed to be accurate and reliable. However, Zebax Technologies assumes no responsibility for the consequences of use of such information or for any infringement of patents or other rights of third parties that may result from its use. Specifications mentioned in this publication are subject to change without notice. This publication replaces all other information previously supplied. Zebax Technologies products are not authorized as in life support devices or systems.

Compliance:
ISO2001 certified
RoHs - Lead Free
EU RoHS2
UL E111594 document
ELV- Vehicle Directive (Directive 2000/EC)
European Union Directive (203/11/EC)
Halogen Free per IEC-61249-2.21 : 2003
RoHs Directive 2011/65/EU
WEEE Directive (2012/12/EU)

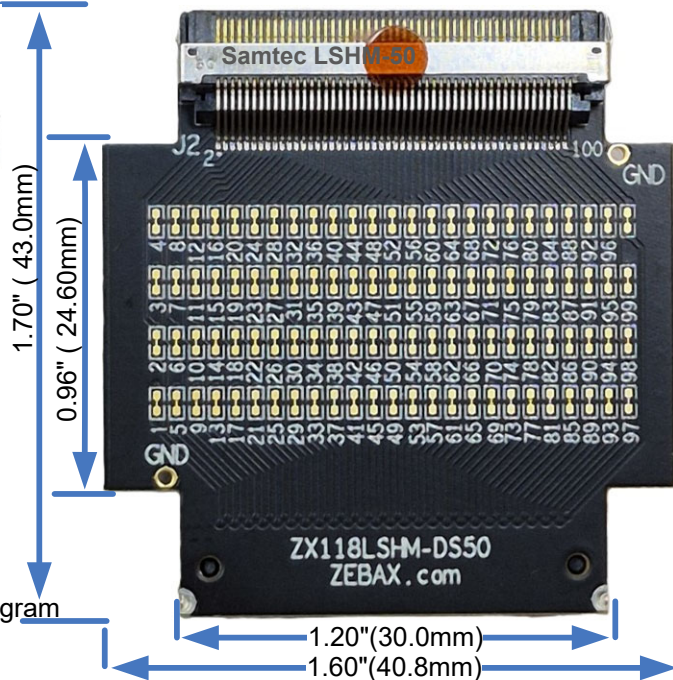
Certificate of Compliance for Radioactive substances
Certificate of Compliance for Asbestos
Certificate of Compliance for Ozone Depleting Substances, ODS
Certificate REACH SVHC
Certificate of Compliance RoHS_EN_CoC

ZX118LSHM-DS50 package includes:

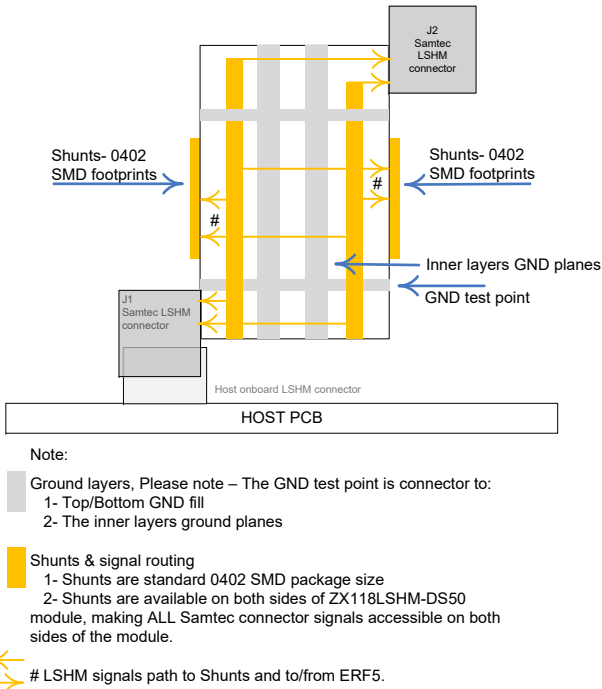
Part number	Quantity	Description
ZX118LSHM-DS50	1	Breakout Adapter module
ZX00BC2PH1	1	36AWG Bare Copper wire to pin header wire assembly

Note
ALL ZEBAX products are RoHS compliant and Lead Free unless otherwise indicated.

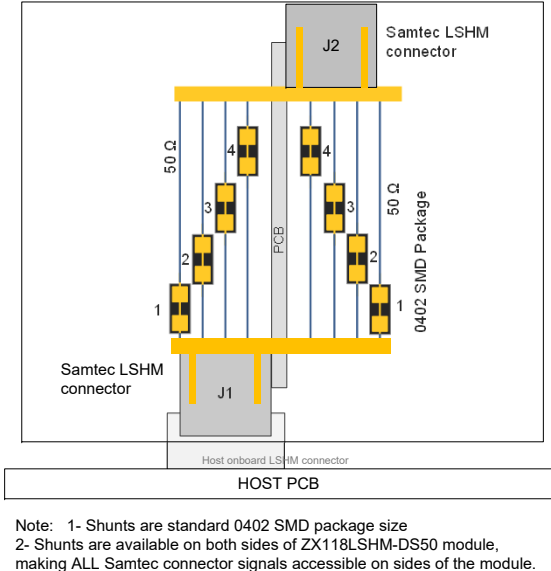
ZEBAX TECHNOLOGIES		
SANTA CRUZ, CA U.S.A (831) 2 2 2 – 0717		
WWW.ZEBAX.COM		
SPECIFIED DIMENSIONS ARE INCHES (MM). ROHS COMPLIANT		ASSEMBLY DRAWING
		ITEM: ZX118LSHM-DS50
DESCRIPTION: Samtec rugged LSHM Hermaphroditic Razor Beam Breakout Adapter		
CHECKED:	DRAWN:	REVISION: 1.0
M. MAHIN	KADIJEH	
		SHEET: 1 OF 3



ZX118LSHM-DS50 simplified cross section diagram

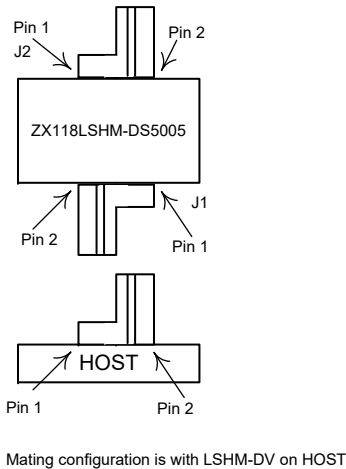


ZX118LSHM-DS50 simplified circuit diagram



LSHM Hermaphroditic connector mating configuration: LSHM connector is Hermaphroditic, self mating connector series, therefore ZX118LSHM-DS50 module would be transparent to any design using LSHM -DV or -DH connector series. Please see figure 2.1 exhibiting “Mated pin configuration details”. ZX118LSHM-DS50 utilizes LSHM-DH connector series where the J1 LSHM connector pin 1 is connected to the J2 LSHM connector pin 2. When the ZX118LSHM-DS50 is mated with Host & Target (Host & Target using -DV or -DH connector series), it would be transparent since the ZX118LSHM-DS50 does pin swapping between the onboard LSHM connectors. If using LSHM-RH connector series, please use figure 2.2 as reference identifying pin numbering on your host & target.

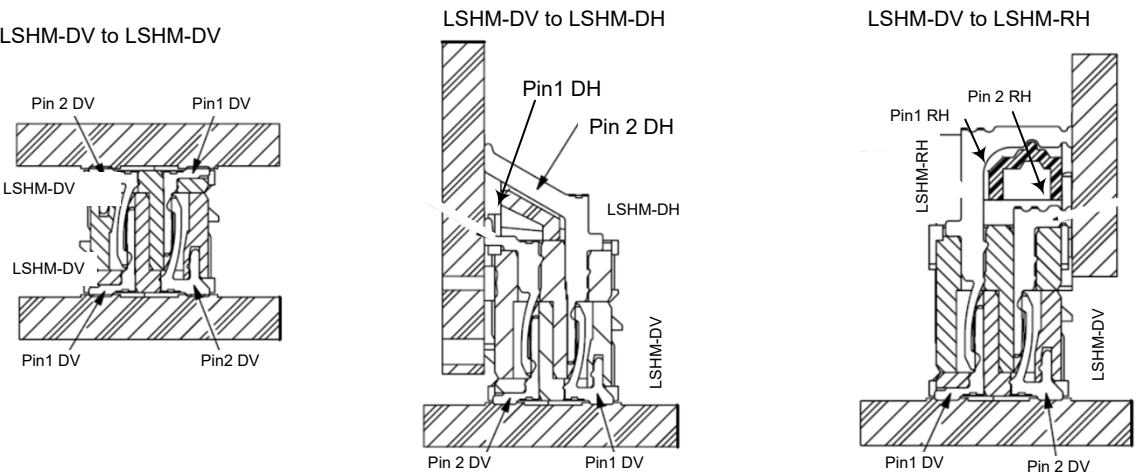
Figure 2.1: ZX118LSHM-DS50 mated pin configuration details



ZX118LSHM-DS50 Pin numbering: The listed Shunts pin numbering are listed as reference to the host LSHM connector. Since the ZX118LSHM-DS50 would be transparent to user (see “**LSHM Hermaphroditic connector mating configuration**” section above) the LSHM connector’s pin numbers would be identical to the host LSHM connector pin numbers as seen from ZX118LSHM-DS50’s J2 connector. Special care must be given if special rework required between the J1 & J2 LSHM connectors pins as the pin 1 , 3, 5, 7, 9, .. of J1 LSHM connector are connected to pin 2, 4, 6, 8, 10, .. of the J2 LSHM connector.

Mated Pin Details: Figure 2.2 exhibits LSHM connector family mated pin interface. -DV connectors are Straight , -DH connector series are Right Angle and the -RH are Reverse Right Angle connectors. All LSHM connector series mate with each other. However; attention must be paid to pin to pin interface ensuring expected design interface configuration. Below diagrams are provided as standard pin to pin interface configuration using LSHM Hermaphroditic connector series.

Figure 2.2 – LSHM Mated Pin Details – LSHM connector formactors are: -DV Straight , -DH : Right Angle , -RH : Reverse Right Angle



Notice

ALL ZEBAX TECHNOLOGIES DESIGN SPECIFICATIONS, DRAWINGS, PUBLICATIONS, AND OTHER DOCUMENTS (TOGETHER AND SEPARATELY, “MATERIALS”) ARE BEING PROVIDED “AS IS.” ZEBAX MAKES NO WARRANTIES, EXPRESSED, IMPLIED, STATUTORY, OR OTHERWISE WITH RESPECT TO THE MATERIALS, AND EXPRESSLY DISCLAIMS ALL IMPLIED WARRANTIES OF NO INFRINGEMENT, MERCHANTABILITY, AND FITNESS FOR A PARTICULAR PURPOSE.

Information furnished is believed to be accurate and reliable. However, Zebax Technologies assumes no responsibility for the consequences of use of such information or for any infringement of patents or other rights of third parties that may result from its use. Specifications mentioned in this publication are subject to change without notice. This publication replaces all other information previously supplied. Zebax Technologies products are not authorized as in life support devices or systems.

Note
ALL ZEBAX products are RoHS compliant and Lead Free unless otherwise indicated.

ZEBAX TECHNOLOGIES SANTA CRUZ, CA U.S.A (831) 2 2 2 – 0717 WWW.ZEBAX.COM		
SPECIFIED DIMENSIONS ARE INCHES (MM). ROHS COMPLIANT	ASSEMBLY DRAWING	
	ITEM: ZX118LSHM-DS50	
DESCRIPTION: Samtec rugged LSHM Hermaphroditic Razor Beam Breakout Adapter		
CHECKED: M. MAHIN	DRAWN: KADIJEH	REVISION: 1.0 SHEET: 2 OF 3

Product Name: ZX118LSHM-DS50 Samtec Breakout Adapter Rugged Hermaphroditic Razor Beam – Page 3 of 3

Signal Access & re-route: Re-routing any signal on ZX118LSHM-DS50 is implemented by cutting inner-connecting Shunt's trace and redirect to the new signal or test equipment.

Ground : ZX118LSHM-DS50 is 4 layers PCB design where the inner layers are Ground layers. They are connected to the GND test point as well as top & bottom GND fills. For improved signal integrity, please connect the GND test point to system GND reference point. See Cross Section diagram for details.

ZX118LSHM-DS50 part numbers : ZX118LSHM-DS50 is offered in 6 different models, supporting Samtec LSHM connectors. Below are each part number with associated mechanical diagram.

Typical Application: ZX118LSHM-DS50 is designed for purpose of test and debugging at full connector’s bandwidth. It provides new approach in usage of breakout adapters by :

- 1- Utilizing single or differential scope probe.
- 2-Enabling design changes, by re-assignment of any signal by means of cut and solder, where any signal may be cut and assigned to new location by jumper wires.

Scope Probe wire Installation:

- 1- It is recommended to keep the probe wire length at 0.5" (1.2cm) long.
- 2- Zebax provided ZX00BC2PH1 , (36AWG Bare Copper wire to pin header wire assembly) is an ideal probing wire solution where the header fits into any single ended or differential probe.



- 2- In order to avoid ground loop problems, please use the shortest Ground probe wire interfacing to the nearest GND reference point. ZX118LSHM-DS50 provides GND test point to be utilized as GND reference interface with host.

Note
ALL ZEBAX products are RoHS compliant and Lead Free unless otherwise indicated.

ZEBAX TECHNOLOGIES SANTA CRUZ, CA U.S.A (831) 2 2 2 – 0717 WWW.ZEBAX.COM		
SPECIFIED DIMENSIONS ARE INCHES (MM). ROHS COMPLIANT	ASSEMBLY DRAWING	
	ITEM: ZX118LSHM-DS50	
DESCRIPTION: Samtec rugged LSHM Hermaphroditic Razor Beam Breakout Adapter		
CHECKED: M. MAHIN	DRAWN: KADIJEH	REVISSION: 1.0
		SHEET: 3 OF 3

Notice
ALL ZEBAX TECHNOLOGIES DESIGN SPECIFICATIONS, DRAWINGS, PUBLICATIONS, AND OTHER DOCUMENTS (TOGETHER AND SEPARATELY, "MATERIALS") ARE BEING PROVIDED "AS IS." ZEBAX MAKES NO WARRANTIES, EXPRESSED, IMPLIED, STATUTORY, OR OTHERWISE WITH RESPECT TO THE MATERIALS, AND EXPRESSLY DISCLAIMS ALL IMPLIED WARRANTIES OF NO INFRINGEMENT, MERCHANTABILITY, AND FITNESS FOR A PARTICULAR PURPOSE.
Information furnished is believed to be accurate and reliable. However, Zebax Technologies assumes no responsibility for the consequences of use of such information or for any infringement of patents or other rights of third parties that may result from its use. Specifications mentioned in this publication are subject to change without notice. This publication replaces all other information previously supplied. Zebax Technologies products are not authorized as in life support devices or systems.