

**Product Name:** ZX200SCP-21 HDMI 1.4a 2.0 2.1 type C ( mini ) receptacle TPA-P TDR electrical breakout adapter

**Product Description:**

HDMI TPA-R TDR electrical test and measurement breakout adapter supporting Type C (mini) HDMI Receptacle connector. All 19 connector signals are accessible via SMA connector. Available GND test points interfacing to internal GND planes as well as top/bottom GND fills. The HDMI electrical breakout adapter is designed for application requiring HDMI Type C ( mini ) receptacle connector interface for purpose of test and measurement. **ZX200SCP-21** HDMI breakout adapter covers 4K 1080p 720p 520p 480p at 50Hz 60Hz 100Hz and 120Hz operating at 2.97GHz ( 1.4a compliance ) **5.94GHz ( 2.0 compliance )** bandwidth. ZX200SCP-21 HDMI electrical breakout adapter is designed for 16GHz bandwidth meeting requirement of extended video format 4K 60Hz 100Hz 120Hz and upcoming HDMI 2.1 specification supporting 8K signal bandwidth.

- Insertion loss: 6GHz : ≤ -3dB 8GHz : ≤ -4dB
- Multi-layer PCB design
- Designed for 16GHz bandwidth.
- Access to All 19 HDMI signals.
- Access to internal GND planes as well as TOP/Bottom GND fills via GND Test Points
- Supports upcoming HDMI 2.1 specification supporting 8K signal bandwidth

ZX200SCP-21 is offered supporting HDMI Type C ( mini )Receptacle connector.

ZX200SCP-21 is offered with built-in SMA cable assemblies interfacing directly to scope probe or test equipment.


- For proper signal measurements, please connect GND test point to system GND. The GND test points are connected to internal GND planes as well as TOP/Bottom GND fills.
- The HDMI connector's case may be connected to the module's GND planes by installing 0 Ω in R1, R2 locations. As default the connector's case is not connected to the module's GND planes.

Zebax offer [ZX202HD](#) ( EDID emulator ) and [ZX200L508-HD](#) ( HDMI Termination board ) for application requiring EDID emulator or termination load module.


**Application:** Full HDMI 1.4a 2.0 2.1 electrical test and measurement.

**Supported resolutions:** Full HDMI 1.4a 2.0 is supported, including:  
**8K and 4K at 60Hz 100Hz 120Hz operating at 5.94GHz to 10GHz.**  
 Supports upcoming HDMI 2.1 8K resolution 10GHz bandwidth.

**Mates with :** **HDMI type C Plug connector.**  
**SMA connectors mates with standard SMA connector**



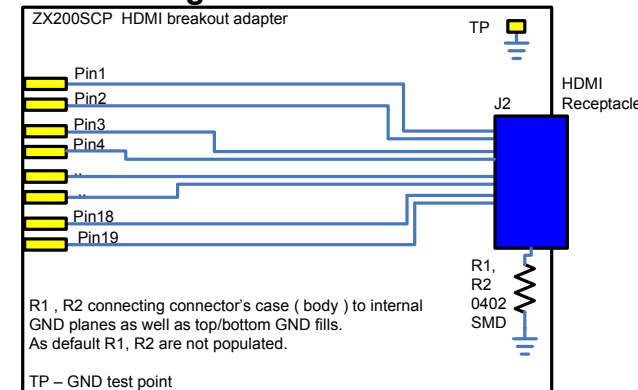
**S-Parameter, Insertion loss:**  
 See Page 2



**Package includes:**

Item	Part number	Quantity	Description
1	ZX200SCP-21	1	HDMI type C TPA-R electrical breakout adapter
2	ZX200L508-HD	0	USB based HDMI Termination board
3	ZX202HD	0	HDMI EDID emulation module
4	ZX00WT-09NM	0	SMA Wrench Torque 5/16" (8mm)

**Circuit Diagram**



Ordering INFO:  
 Part Number  
 ZX200SCP

Note  
 ALL ZEBAX products are RoHS compliant and Lead Free unless otherwise indicated.

**ZEBAX TECHNOLOGIES**  
 SANTA CRUZ, CA U.S.A (831) 2 2 2 - 0717  
 WWW.ZEBAX.COM

SPECIFIED DIMENSIONS ARE INCHES (MM). ROHS COMPLIANT	ASSEMBLY DRAWING
ITEM: ZX200SCP-21	
DESCRIPTION: HDMI 1.4a 2.0 2.1 type C ( mini ) receptacle TPA-R TDR electrical breakout adapter 16GHz	
CHECKED: M. MARINA	DRAWN: SLAVIK
REVISION: 1.0	
SHEET: 1 OF 2	

**Notice**  
 ALL ZEBAX TECHNOLOGIES DESIGN SPECIFICATIONS, DRAWINGS, PUBLICATIONS, AND OTHER DOCUMENTS (TOGETHER AND SEPARATELY, "MATERIALS") ARE BEING PROVIDED "AS IS." ZEBAX MAKES NO WARRANTIES, EXPRESSED, IMPLIED, STATUTORY, OR OTHERWISE WITH RESPECT TO THE MATERIALS, AND EXPRESSLY DISCLAIMS ALL IMPLIED WARRANTIES OF NO INFRINGEMENT, MERCHANTABILITY, AND FITNESS FOR A PARTICULAR PURPOSE.

Information furnished is believed to be accurate and reliable. However, Zebax Technologies assumes no responsibility for the consequences of use of such information or for any infringement of patents or other rights of third parties that may result from its use. Specifications mentioned in this publication are subject to change without notice. This publication replaces all other information previously supplied. Zebax Technologies products are not authorized as in life support devices or systems.

**Product Name:** ZX200SCP-21 HDMI 1.4a 2.0 2.1 type C ( mini ) receptacle TPA-P TDR electrical breakout adapter , Cont's

**Test procedure:** [ZXAN-HDMI-2.1-Test-Procedure](#) application note provides HDMI electrical test procedure.

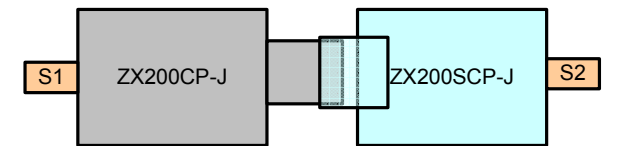
**Test Record:** Below are links to the existing test record for the ZX200SCP-21 TPA-P TDR HDMI electrical breakout adapter.

[ZXTR-ZX200CP-SCP](#)

**Insertion loss:** ZX200SCP-20 with low insertion loss measuring  $\leq -3\text{dB}$  at 6GHz  $\leq -4\text{dB}$  at 8GHz

**S-Parameter files:** The S-Parameter was obtained using mated ZX200CP-21 and ZX200SCP-21 HDMI electrical breakout adapters. Please download the S-Parameter files, .s2p files for ALL 19 signals networks from here :

[ZX200CP-SCP-21-S-Parameter](#)



**Test network :** ZX200CP-x Plug and Receptacle via the supplied SMA cable assembly  
S12 : Pins 1 .. 19



**Fully assembled ZX200SCP-21 HDMI electrical breakout adapter**

**SMA Cable Assembly** is semi-flexible coax cable with maximum bends of **35mm**. Please do not over exert beyond the cable's tolerance.


**Pinouts:** HDMI Plug signal assignments listed below

Pin	HDMI Connector type		
	Type A	Type C (mini)	Type D (micro)
1	TXD2P	GND	HOTPLUG/ HEAC-
2	GND	TXD2P	RSV / HEAC+
3	TXD2N	TXD2N	TXD2P
4	TXD1P	GND	GND
5	GND	TXD1P	TXD2N
6	TXD1N	TXD1N	TXD1P
7	TXD0P	GND	GND
8	GND	TXD0P	TXD1N
9	TXD0N	TXD0N	TXD0P
10	TXCP	GND	GND
11	GND	TXCP	TXD0N
12	TXCN	TXCN	TXCP
13	CEC	GND	GND
14	RSV / HEAC+	CEC	TXCN
15	DDC_SCL	DDC_SCL	CEC
16	DDC_SDA	DDC_SDA	GND
17	GND	RSV / HEAC+	DDC_SCL
18	+5V	+5V	DDC_SDA
19	HOTPLUG / HEAC-	HOTPLUG / HEAC-	+5V

Notice

ALL ZEBAX TECHNOLOGIES DESIGN SPECIFICATIONS, DRAWINGS, PUBLICATIONS, AND OTHER DOCUMENTS (TOGETHER AND SEPARATELY, "MATERIALS") ARE BEING PROVIDED "AS IS." ZEBAX MAKES NO WARRANTIES, EXPRESSED, IMPLIED, STATUTORY, OR OTHERWISE WITH RESPECT TO THE MATERIALS, AND EXPRESSLY DISCLAIMS ALL IMPLIED WARRANTIES OF NO INFRINGEMENT, MERCHANTABILITY, AND FITNESS FOR A PARTICULAR PURPOSE.

Information furnished is believed to be accurate and reliable. However, Zebax Technologies assumes no responsibility for the consequences of use of such information or for any infringement of patents or other rights of third parties that may result from its use. Specifications mentioned in this publication are subject to change without notice. This publication replaces all other information previously supplied. Zebax Technologies products are not authorized as in life support devices or systems.



**ZX200SCP-21 bottom view**

Note

ALL ZEBAX products are RoHS compliant and Lead Free unless otherwise indicated.

<b>ZEBAX TECHNOLOGIES</b> SANTA CRUZ, CA U.S.A (831) 2 2 2 - 0717 WWW.ZEBAX.COM		
SPECIFIED DIMENSIONS ARE INCHES (MM). ROHS COMPLIANT	ASSEMBLY DRAWING	
	ITEM: ZX200SCP-21	
DESCRIPTION: HDMI 1.4a 2.0 2.1 type C ( mini ) receptacle TPA-R TDR electrical breakout adapter 16GHz		
CHECKED: M. MARINA	DRAWN: SLAVIK	REVISION: 1.0
		SHEET: 2 OF 2